

Native American Tobacco Users

21,681

Estimated number of Native American tobacco users in SD*



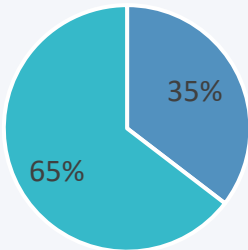
308

Received services from the SD QuitLine

That's Only 1.42% enrolled!

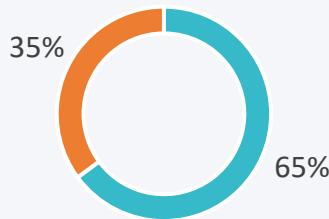
Characteristics of Native American Enrollees

Gender



■ Male ■ Female ■ Other

Behavioral Health Condition (BHC)

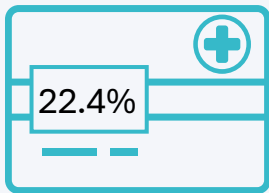


■ BHC reported ■ No BHC reported

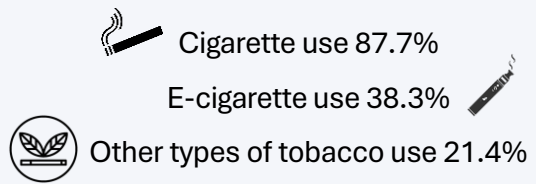
Mean Age



Participants on Medicaid



Tobacco Use



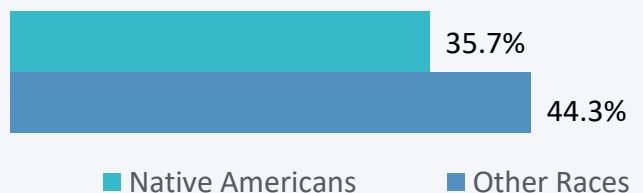
Kickstart Kit was the most popular cessation service option among Native Americans in 2023.

PHONE SERVICE
Had
107 Enrollees



KICKSTART KIT
Had
201 Enrollees

SD QuitLine Quit Rate Comparisons 2022-2023





In South Dakota, nearly half (49.8%) of Native Americans report using tobacco.

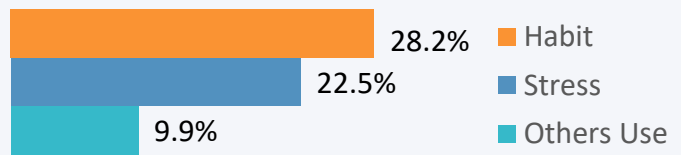


Most Native American enrollees using the SD QuitLine enrolled themselves by phone.

Only 2.6% were referred by healthcare professionals in 2023.

Native Americans are at higher risk of disease caused by commercial tobacco use, with heart disease and cancer the leading causes of death.

Factors reported among those who were NOT able to quit



SD QuitLine FREE Service Options

Phone Coaching

- Weekly coaching sessions
- As many as 12 weeks of prescription cessation medication or Nicotine Replacement Therapy (NRT)

Kickstart Kit – medication only option

- As many as 4 weeks of FREE NRT

2QuitSD – Coaching via text message

- Approximately 8 weeks of personalized texting with limited phone calls
- As many as 8 weeks of FREE NRT

Interactive Quit Guide

- Identify reasons for quitting, better understand addiction, learn techniques and coping mechanisms, set a quit date and more.



Make a Referral to SD QuitLine Free Cessation Services

- Refer via Fax or Electronic Health Record
- Refer your patient online
- Provide a brochure



Patients Scan Here to Enroll in the SD QuitLine



* Tobacco use prevalence among Native Americans was calculated using the US Census Bureau 2023 American Community Survey four-year adult population estimates, Race and Ethnicity filter American Indian and Alaska Native alone or in combination: 43,537 (2023 American Community Survey 5-years adult population estimate (B01001C)) and adult tobacco use rate of 49.8% among adult Native Americans (2019-2023 SD Behavioral Risk Factor Surveillance Survey data), combined cigarette, smokeless tobacco, and e-cigarette use rate per Mark Gildemaster, Director, Office of Health Statistics. This report was produced in the Population Health Evaluation Center at South Dakota State University through a cooperative agreement with the SD Department of Health. Additional information on the SD QuitLine service is available from the Tobacco Control Program at (605) 773-2891.